

CHUKA



UNIVERSITY

**UNIVERSITY EXAMINATIONS
MAIN, EMBU AND IGEMBE CAMPUS
EXAMINATION FOR THE AWARD OF DEGREE OF MASTERS OF (ARTS, AND
EDUCATION)**

COSC 801: COMPUTER USE AND APPLICATION IN RESEARCH

STREAMS:

TIME:3 HOURS

DAY/DATE: TUESDAY 25/04/2023

2.30 P.M. –5.30 P.M.

INSTRUCTIONS

1. Answer question **ONE** and any other **TWO** questions from Section B
2. Marks are awarded for clear and concise answers

SECTION A-COMPULSORY

Question ONE – [30 Marks]

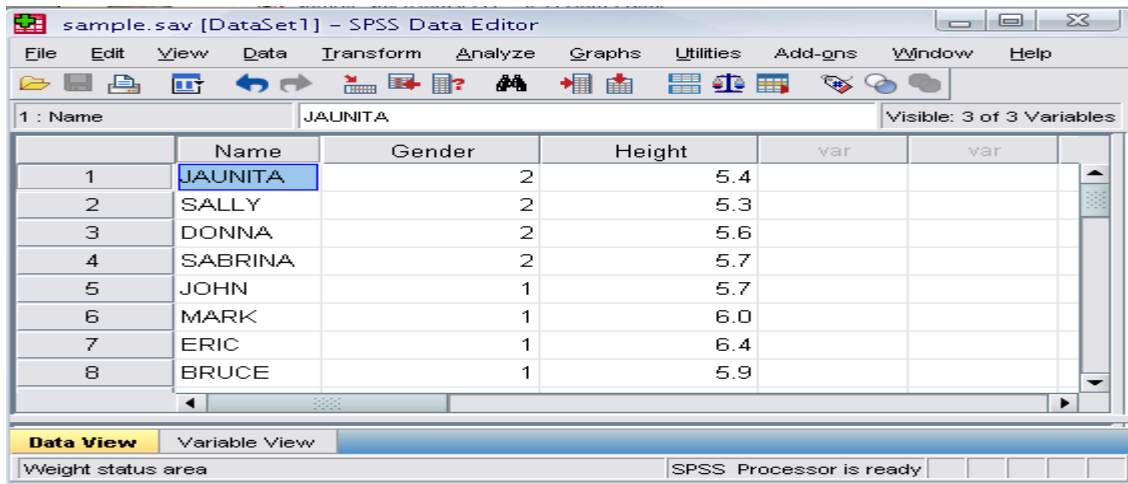
- (a) Describe **THREE** advantages and **TWO** disadvantages of using google forms for data collection over questionnaires **administered manually** **[5 marks]**
- (b) Give **FIVE** features of Microsoft excel applications that are of interest to a researcher **[5 marks]**
- (c) While explaining what a word processor is, describe why word processing applications are important to researchers **[4 marks]**
- (d) Give **THREE** advantages and **THREE** disadvantages of using google docs over Microsoft word **[6 Marks]**
- (e) How can the following software tools be used to support a student doing research in social sciences.
 - (i) Google photos **[3 marks]**
 - (ii) Google calendar **[3 Marks]**

(e) Describe **FOUR** features of SPSS that are relevant to researchers in social sciences [4 Marks]

SECTION B-Answer any TWO questions from this section

Question TWO [15 Marks]

Below is a screenshot of a SPSS data editor. Use it to answer the questions that follow:



- (a) What information would you put in **variable view** to describe the following:
 - (i) Type and width of Name [2 Marks]
 - (ii) Type and width of Gender [2 Marks]
 - (iii) Type, width and decimal of height [3 Marks]
- (b) What is the most appropriate scale for **Name** and **height** respectively [4 Marks]
- (c) What is the difference in the role of data view screen/window and output viewer screen/window in SPSS [4 Marks]

Question THREE [15 Marks]

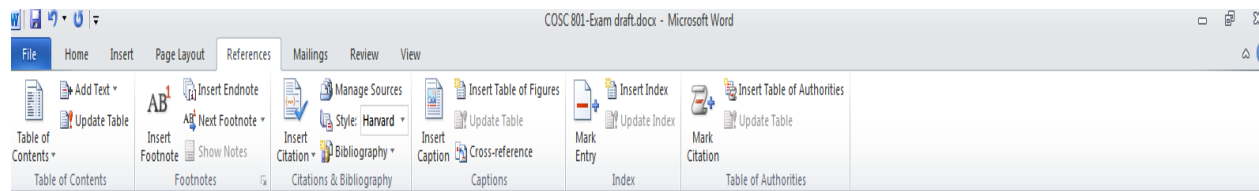
Use the following spreadsheet to answer the questions that follow.

	A	B	C	D	E	F	G
	ITEM NO.	NO. OF ITEMS	ITEM PRICE	TAX	TOTAL PRICE BEFORE TAX	TOTAL PRICE AFTER TAX	RATE
1							
2	100	115	30				
3	101	256	12				
4		49	56				
5		23	150				
6		840	5				
7		200	56				
8		294	300				
9		4	90				
10							
11	Count of items		?				
12	Average of tax		?				
13	Min ITEM PRICE		?				
14	Max ITEM PRICE		?				

- (a) How many columns are displayed in this spreadsheet [2 Marks]
- (b) Give the name of the cell containing Item Prize of Item No. 100 [2 Marks]
- (c) Give the formulae in form of function you would enter in cell C11, C12, C13 and C14 to compute: **Count of items, Average of tax, Min ITEM PRICE and Max ITEM PRICE** respectively [8 Marks]
- (d) With examples, give **THREE** types of data in the spreadsheet [3 Marks]

Question FOUR [15 Marks]

The Screen below shows an extract of a ms-word user interface.



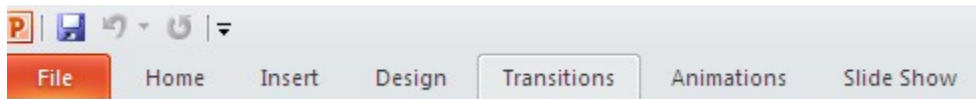
- (a) Explain how a masters student writing his/her thesis report can use the following ms-word features [10 Marks]
 - i) Manage Sources
 - ii) Insert Table of figures
 - iii) Update table
 - iv) Insert Citation
 - v) Bibliography
- (b) Describe **FIVE** security features employed Microsoft word to protect documents [5 marks]

Question FIVE [15 Marks]

(a) While working on his masters thesis, Peterson downloaded a picture from an artist's online album and put it on his report. However, he did not include a written acknowledgement in the references. Briefly explain any ethical issue in this scenario **[2 Marks]**

(b) Describe **THREE** important considerations that one needs to make while creating a masters thesis presentation using ms-powerpoint **[3 Marks]**

(c) The screen shows a ms-powerpoint interface. What is the role of the following features on PowerPoint slides.



- (i) Insert **[2 Marks]**
 - (ii) Design **[2 Marks]**
 - (iii) Transition **[2 Marks]**
 - (iv) Animation **[2 Marks]**
 - (v) Slideshow **[2 Marks]**
-